



**Results Management Made Simple**

Administration and Setup Experience

**ResultsHQ**  
CENTRE ADMIN

**ResultsHQ**  
STATE ADMIN



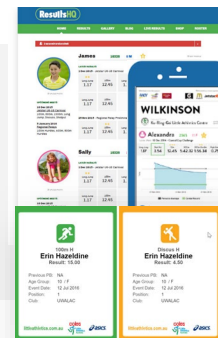
CENTRE/CLUB WEBSITE

Family Experience

**RegistrationHQ**

ResultsHQ  
Central Data Structure

**ResultsHQ**  
FAMILY AREA



Event Day Experience



WIRELESS  
TIMING GATES



**RaceHQ**  
LIVE RESULTS  
RECORDING

**HY-TEK**  
Sports Software  
**SWISS TIMING**  
**LYNX**

SUPPORTED 3RD PARTY  
INTEGRATIONS

**CompetitionHQ**  
PAPERLESS RESULTS  
RECORDING



	Recent Feature Releases	
<b>ResultsHQ</b>	<ul style="list-style-type: none"><li>• User migration</li><li>• Nominations - Full Payment Splitting, Duties, Extra Sales</li><li>• Points - NSW PB points</li></ul>	
<b>RaceHQ / CompHQ</b>	<ul style="list-style-type: none"><li>• Integrated video back up</li><li>• Android/iOS start line</li><li>• Multi centre user access</li></ul>	
<b>Hardware</b>	<ul style="list-style-type: none"><li>• GPS enhanced timing accuracy</li><li>• Solar recharge timing gates</li><li>• Aluminium gates</li></ul>	

## How to migrate:

1. Log into your centre and/or family
2. Confirm your family details
3. Verify your email
4. Log in and all done

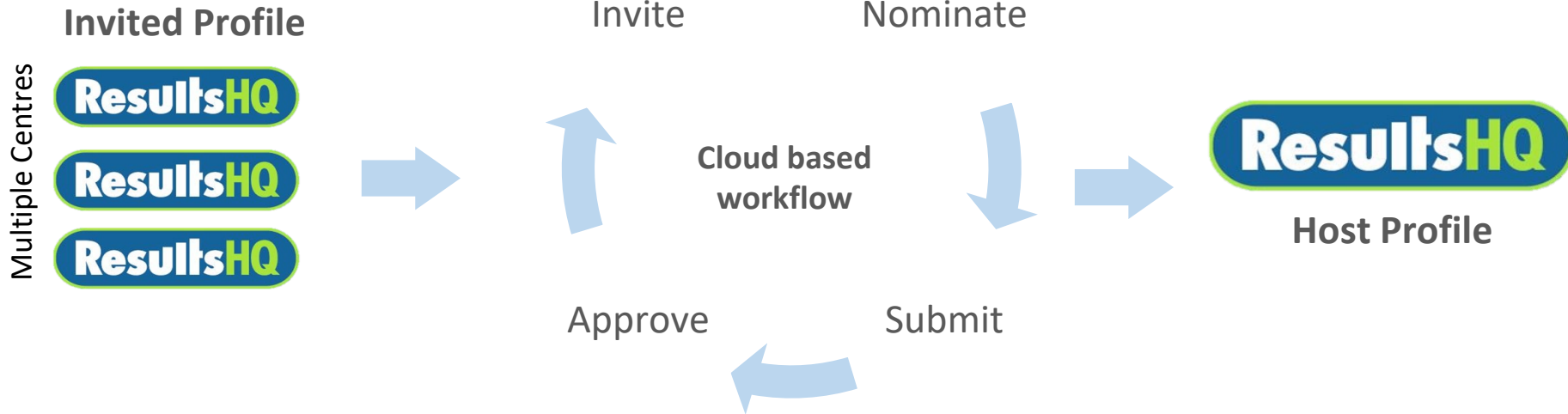
## The reason for this update:

- Enhanced security
- One user name for multiple profile
- Ability to add read only access (divorced couples)

The screenshot displays the ResultsHQ user interface. At the top right, there is a logo for Collingwood 100 Years Little Athletic Centre. Below the logo, the word "Account" is visible. A dropdown menu is open, showing options to "Switch Account", "CENTRE", "FAMILY", "Account Management", and "Logout". The "CENTRE" section lists: Ballina LAC, Registration, Results, SuperUser, Collingwood Br, RaceHQ/CompHQ, Collingwood Br (Ballarat LAC), and InviteReg. The "FAMILY" section lists: Lilley and Primary Account. Below the dropdown menu, the text "Age Breakdown" is visible, followed by a bar chart with three bars of varying heights.

# Inter-Centre event nomination & carnival management

Can be used for LAVic Inter Centre Round on January 21st



## Results Hub

test 11 Jun 2015

Live Results Results Leaderboard

### Recently Saved Events

Shot Put 10 F Heat 14:48  
5 of 51

100m 10 M Heat 14:48  
6 of 76

100m 10 F Heat 11:15  
2 of 51

test 11 Jun 2015

#	Name
212	Saskia Scholle
223	Ella Johnson
235	Liza Ksela
218	Claire Field
213	Miriam Overdijk

## Results Hub

test 11 Jun 2015

Live Results Results Leaderboard

Date:

11 Jun 2015

Age:

4 5 6 7 8 9 10 11 12 13 14 15 16 17 18

Gender:

M F

Events:

100m 200m 800m High Jump Long Jump Shot Put

### Event Results




Club	#	Athlete	Age	Gender	Result	Positi
Club A	645	Rhys Ahearne	10	M	12.13	1
Club A	661	Corey Bruhn	10	M	13.16	2
Club A	654	Jacob Allen	10	M	13.85	3
test	671	Sam Bates	10	M	14.00	4
Club B	646	Lachlan Bean	10	M	14.11	5
Club A	662	Joshua Bauskis	10	M	15.35	6

## Results Hub

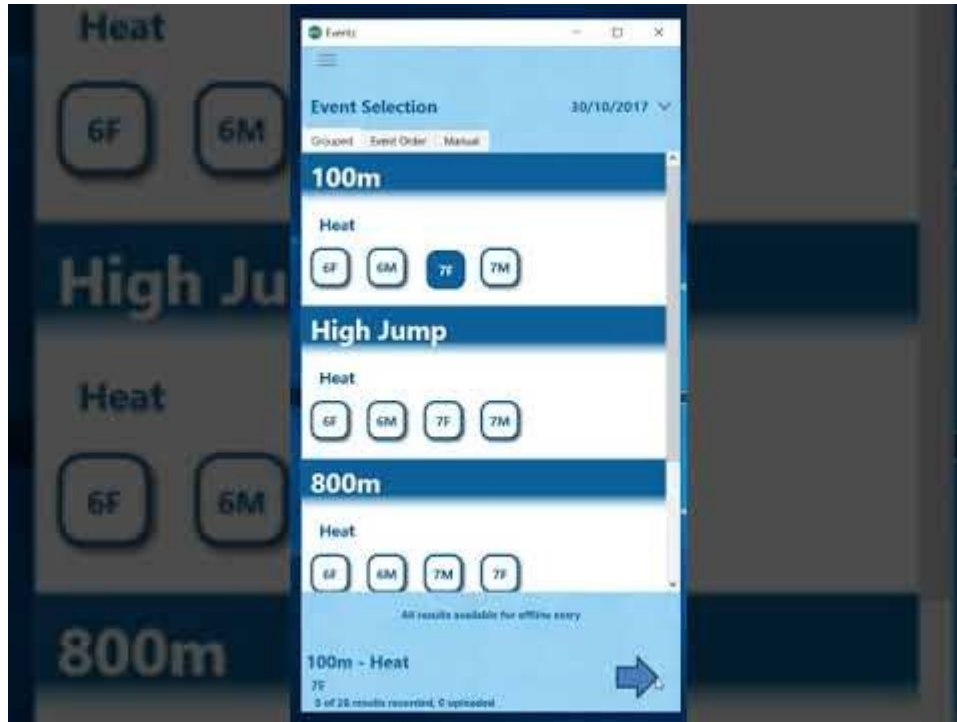
test 11 Jun 2015

Live Results Results Leaderboard

Last calculated: 11 Jun 2015 14:49 PM

Place	Club	Points
1	 Club A	53
2	 test	42
3	 Club B	4
4	 testing	0
4	 Demo	0

[Start Line Process](#)

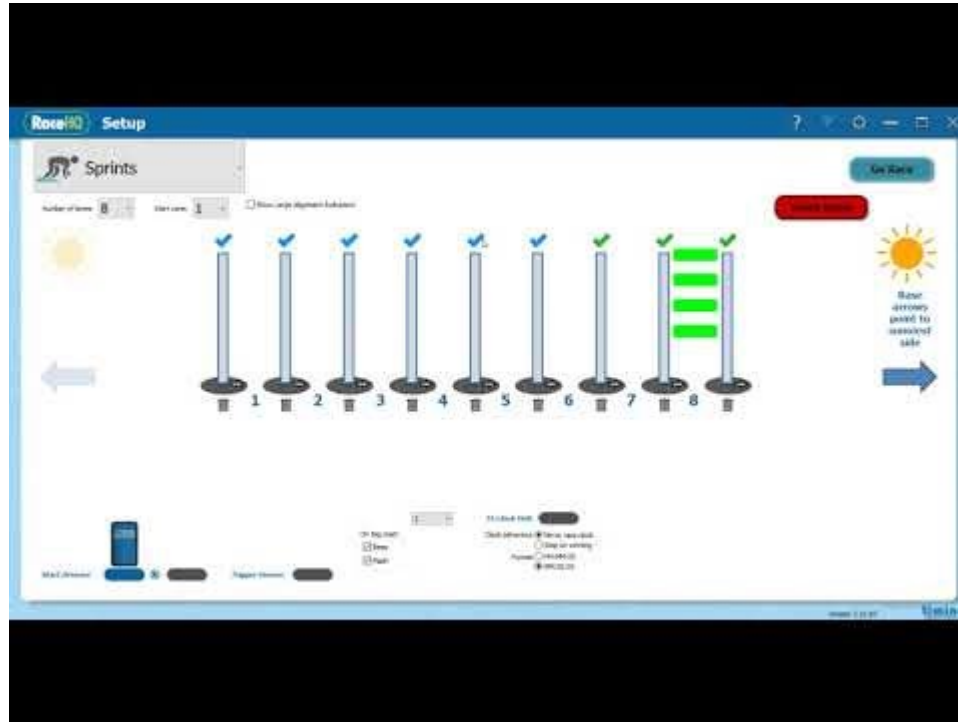




The screenshot displays the RaceHQ software interface for a 100m sprint race. The main window shows a table of results with columns for Lane, Athlete, Age, Gender, Club, Race Time, Place, and Accuracy. A live webcam feed is overlaid on the right side of the table, showing a runner on a track. The Windows taskbar is visible at the bottom.

**Results Table:**

Lane	Athlete	Age	Gender	Club	Race Time	Place	Accuracy
1							
2					16.77	5	
3							
4					16.47	1	
5							
6					18.68	4	
7					18.34	2	
8					18.21	3	



- **New Feature Communications Improvements**
- **Australian grown and supported product**
- **Subscription fees covered by your state body**

Phone 1300 954 487

Email [support@timingsolutions.com.au](mailto:support@timingsolutions.com.au)

Enquire [www.timingsolutions.com.au](http://www.timingsolutions.com.au)